

# Sami<sup>®</sup>

WEARABLE  
User Manual  
WS-2330



Thank you for purchasing the **Sami** wearable WS-2330. Read the instructions carefully to obtain optimum results and preserve it for future reference.

## DESCRIPTION OF THE WEARABLE.



## CONTENTS.

Wearable, USB charging cable, instruction manual.

## CHARGING.

Connect the device to a computer or laptop with the USB charging cable. Kindly use only the USB cable included with the wearable. If you use a power adapter for charging, the output of the power adapter should be 5V, 1A. Charging time: 2 -3 hours. Please charge the device fully before using it.

## HOW TO POWER ON / POWER OFF?

- 1) To turn ON the smart watch, long press the Power Button few seconds
- 2) To turn OFF the smart watch, long press the Power Button for few seconds until the "Power Off" icon displays on the screen, then tap "Yes" to make it Power Off.

## HOW TO CONTROL?

- 1) Long press the power button to turn ON/OFF your device. Short press the power button to light Up /light Off the display screen; short press the power button to return to the home page (the digital clock interface).
- 2) In the home page, long press the screen for few seconds until the screen zooms out, then slide the screen left or right to change the digital clock styles.
- 3) In the home page, tap and slide from the top of the screen to the bottom of the screen to display the menus of: BT pairing status, Battery status, and Mute ON/OFF status. Short tap in the BT icon to turn it ON/OFF. Short tap in the Mute icon to turn ON/OFF this function.
- 4) In the home page, tap and slide from left to right/from right to left to display the menus of the different functions of your device, then tap and slide up or down to go to the next/previous page. Short tap in the icon to select/enter in that menu. Tap and slide from left to right to return.

## GETTING STARTED :

### - For Android

#### 1) How to obtain the BT Connection APK (**LEFUN WEAR**)


Search for the **LEFUN WEAR** in the Play Store; download it and install it in your Android smartphone, or go to our **website [www.sami.es](http://www.sami.es)** and download the application.

#### 2) Installation of the **LEFUN WEAR** APK.

When installing the **LEFUN WEAR** application on your Android, you must allow all the Application Permissions, turn on the Notifications, turn on the Pop-up windows, allow this **LEFUN WEAR** app auto run, allow it run in background.

#### 3) How to make the wearable pair with your Android smart phone?

\* First, turn on Bluetooth of your phone and let it be visible; turn on the Bluetooth of the wearable and let it be visible.

\* Second, in the home screen of the smart watch, tap and slide from left to right, and then tap and slide up/down until you find the BT icon  → tap on the BT icon → select "**Search BT**" and it will start searching for available BT devices → find and tap the BT name of your smart phone to make them pair. You must tap Confirm/OK/Yes/Allow for any pop-up requests. Once the BT pairing is done successfully, on your smart phones BT settings, it can be seen a **WS-2330 or Smartwatch** is Connected. **WS-2330/Smartwatch** is the BT name of the wearable.

\* Third, run the **LEFUN WEAR**, in the home page of **LEFUN WEAR** tap the menu which is situated on the left top → tap in "**Device name/connection status**" → tap in "**Search**" → the available BT devices appear, tap the BT name "**WS-2330**" or **Smartwatch** to make it pair again. In home page of **LEFUN WEAR** tap the menu which is situated on the left top, there can be seen **WS-2330/Connected**. The BT pairing is completely done now.

**Note:** For some of the Android smart phones, it may require you to turn on the LEFUN WEAR app in the Settings of your phone. Go to the settings menu of your Android → Accessibility → Accessibility → find LEFUN WEAR and turn it on.


### - For iPhone

#### 1) How to obtain the BT Connection APP? (**LEFUN WEAR**)

On iPhone, please go to APP Store and search **LEFUN WEAR** and install the app.

#### 2) How to make the wearable pair with your iPhone?

Firstly, turn on Bluetooth of iPhone and let it be visible; turn on Bluetooth of the wearable and let it be visible.

\* Second, in the home screen of the smart watch, tap and slide from left to right, and then tap and slide up/down until you find the BT icon  → tap on the BT icon → select "**Search BT**" and it will start searching for available BT devices → find and tap the BT name of your smart phone to make them pair. You must tap Confirm/OK/Yes/Allow for any pop-up requests. Once the BT pairing is done successfully, on your smart phones BT settings, it can be seen a **WS-2330 or Smartwatch** is Connected. **WS-2330/Smartwatch** is the BT name of the wearable.

\* Third, run the **LEFUN WEAR**, in the home page of **LEFUN WEAR** tap the menu which is situated on the left top → tap in "**Device name/connection status**" → tap in "**Search**" → the available BT devices appear, tap the BT name "**WS-2330**" or **Smartwatch** to make it pair again. In home page of **LEFUN WEAR** tap the menu which is situated on the left top, there can be seen **WS-2330/Connected**. The BT pairing is completely done now.

## PRODUCT FEATURES

### BLUETOOTH (V 4.0)

### POWER BUTTON

### TOUCH BUTTON

**TOUCH SCREEN.** Capacitive touch screen 1.54" full touch screen

### BUILT IN SPEAKER

### BUILT IN MICROPHONE

### BUILT IN VIBRATING MOTOR

### BUILT IN HEART RATE SENSOR

### BUILT IN GRAVITY SENSOR

**GESTURE CONTROL TO LIGHT UP THE DISPLAY SCREEN** – turn it on at Organizer → Motion → Wake-up gesture

## DISPLAY SCREEN INTERFACE

- 1) Time/Heart rate/Pedometer/Battery/Notifications
- 2) Settings - including settings of Bluetooth/Clock/Sound/Volume/Display/International(Languages)/Units/APPs/Reset/About
- 3) Dialer
- 4) Call logs
- 5) Messages (SMS)
- 6) Notifications (incoming messages)
- 7) BT (search for BT devices)
- 8) Pedometer (calories, distance, steps)
- 9) Blood pressure
- 10) Heart rate
- 11) Find phone (find my phone)
- 12) Organizer – including Calendar/Alarms/Contacts/Lost alert/Music player/Calculator/Stopwatch/Weather/Siri/Camera(remote shutter) Sedentary reminder/Sleep monitor/Motion(gesture settings)/Drink reminder

**Notice:** The sleep monitor may not work until the Pedometer is turn OFF.



Data can be sync between the wearable and the **LEFUN WEAR** APK/APP. Your smart phone will synchronized when the Bluetooth is paired with this device.

## FUNCTIONS

**PHONE CALL** – Support BT Phone Calling. You can hear and can talk in your device. Ringing/vibrating reminder for incoming phone calls.





**MESSAGE NOTIFICATION** – ring/vibrating reminder for incoming messages, including SMS, WhatsApp, Facebook, Twitter, Skype messages, etc. You can read the messages directly on the smart watch.

**CLOCK SCREENS** (Different home digital clocks)

**GESTURE CONTROL** (Raise your hand to light up the screen. Before using this function, you need to turn it on manually on the smart watch)

### MULTIPLE LANGUAGES

**GPS MAP TRACE** (view it on the BT APP/APK **LEFUN WEAR**):

- a. In the home page of the LEFUN WEAR tap in the **Sport icon** → tap in the start icon  → tap in the Location icon  , to view the GPS map.
- b. Tap the running icon  and then tap the stop icon to stop.
- c. Tap the clock icon  to view the GPS trace history record.

## TECHNICAL SPECIFICATIONS:

**Display screen:** Capacitive touch 2.5D HD1.54" display screen. Full touch control

**Screen resolution:** 240x240pixels.

**Internal Memory:** 32MBit + 32MBit

**System:** Nucleus

**CPU:** MTK2502D

**Charge I/O port :** USB charging

**Battery:** Built in Li-Polymer 300mAh

**Stand by time:** 100~120 HOURS

**Talk time:** 3 ~ 6 HOURS

**Bluetooth:** 4.0.

**Water-resist Rating:** IP66 (this device resists raindrops, it's not water proof)

# Declaration of Conformity

Hereby we,

Name of manufacturer: SANTOSHI SL  
Address: CALLE FELIPE ASENJO N.56  
Zip code & City: 28947 - FUENLABRADA ( MADRID )  
Country: SPAIN

declare that this DoC is issued under our sole responsibility and that this product:

Product description: Smart Watch  
Type designation(s): WS-2330  
Trademark: SAMI WEARABLE

is in conformity with the relevant Union harmonization legislation:

**DIRECTIVE EMC 2014/30/EU**  
**DIRECTIVE LVD 2014/35/EU**

**Standard CE (RED): DIRECTIVE 2014/53/EU**  
**Standard RoHS: 2011/65/EU: (RoHS) Restriction of Hazardous Substance.**

with reference to the following standards applied:

EN 60950-1: 2006+A11:2009+A1:2010+A12:2011+A2:2013

EN 62479:2010

EN 301 489-1 V2.1.1 (2017-02)

EN 301 489-17 V3.1.1 (2017-02)

EN 300 328 V2.1.1 (2016-11)



Signature

Full name: VISHAL MIRPURI

Position: ADMINISTRATOR

Date: 04/ 07 / 2019