

Sami[®]

WEARABLE

User Manual

WS-2381



Thank you for purchasing the **Sami** wearable WS-2381. Read the instructions carefully to obtain optimum results and preserve it for future reference. **Sami** has developed wearable devices since 2015 and we use the best components possible for the product.

DESCRIPTION OF THE WEARABLE.

0.96" COLOR SCREEN



POWER BUTTON

ENTER BUTTON, MENU BUTTON

RETURN BUTTON

ELETTRODES (BOTH SIDES)
ECG / BODY FAT



CHARGING MAGNETIC PINS

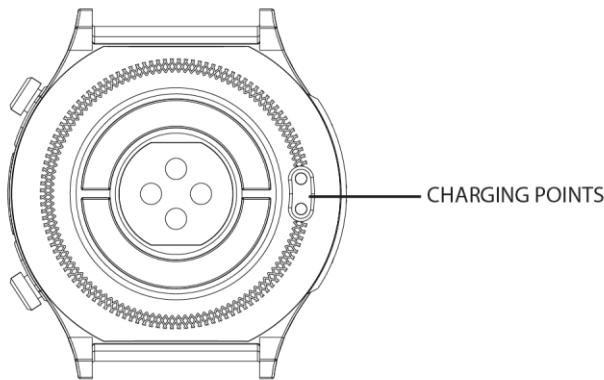
HEALTH SENSORS

CONTENTS

Wearable, USB Magnetic charging cable, instruction manual.

CHARGING

Connect the device to a computer or laptop with the USB Magnetic cable for charging. Put in contact the magnetic charging cable with the charging points positioned in the back of your device. Kindly use only the USB cable included with the wearable. If you use a power adapter for charging, the output of the power adapter should be 5V, 1A. Charging time: 1:30 - 2 hours. Please charge the device fully before using it. Take care with the magnet side of the cable, if you connect to the AC and you have contact with a metal surface, you may damage the charging cable.



NOTE: Do not have the charger connected to AC and the magnets touching any metallic surface, this will create a high heating of the cable and will damage it.

HOW TO POWER ON / POWER OFF?

- 1) To turn ON the smart band, long press the ENTER button for few seconds to make it Power On.
- 2) To turn OFF the smart band on menu go to MORE, keep pressed enter button, than you will have several options including power off. Long press again with ENTER button to power off.
- 3)

HOW TO CONTROL?

- 1) This watch is not touch screen, it is controlled by the 2 sides buttons, ENTER / BACK.
- 2) Press the ENTER button, to scroll through the menu, long press to confirm.
- 3) Press BACK button to return.

GETTING STARTED:

- For Android

1) How to obtain the BT Connection APK (**WOFIT**)

Search for the **WOFIAPP** in the Play Store; download it and install it in your Android smartphone, or go to our **website www.sami.es** and download the application.

2) Installation of the **WOFIT** APK.

When installing the **WOFIT** application on your Android, you must allow all the Application Permissions, allow this **WOFIT** app auto run.

The first time you run this **WOFIT**, it will ask you to Enable Notifications, please tap OK and tap the **WOFIT** and confirm OK. You must tap OK/Allow/Pair/Yes/Confirm for any pop-up request. On your Android permission management, allow all application permissions.

3) How to make the wearable pair with your Android smart phone

*First, turn on the Bluetooth of your Phone.

*Second, run the **WOFIT** app on your Phone, on the home page of **WOFIT**, select "**ADD A DEVICE**", the APP will search for new Bluetooth device(s), when the available Bluetooth device displays, please select **WS-2381** (the BT name of this device) to make it pair. The pairing will be finished in a few seconds. When you pair for the first time, the app **WOFIT** will ask you to fill some personal information such as gender/age/height/weight. When you finish select

OK/Confirm/Allow for any pop-up request.

* Now you can start using your desired functions of the smart band.

Important: To enable all notifications of different softwares such as WhatsApp, Facebook, Skype, Twitter, you may need to turn on the notifications on the APP manually. On the **WOFIT** homepage, select the Device icon (icon situated at the bottom of the interface) → then select the device WS-2381 → and then select notifications where you can manage all the APP notifications you want to active.

- For iPhone

1) How to obtain the BT Connection APP? (**WOFIT**)

On iPhone, please go to APP Store and search **WOFIT** and install the app.

2) How to make the wearable pair with your iPhone

*First, turn on the Bluetooth of iPhone

* Run the **WOFIT** app on the iPhone, on the home page of **WOFIT**, tap “**ADD A DEVICE**” the APP will search for new Bluetooth device(s), when the available Bluetooth device displays, please tap **WS-2381** (the BT name of this device) to make it pair. The pairing will be finished in few seconds. When you pair for the first time, the app **WOFIT** will ask you to fill some personal information such as gender/age/height/weight. When you finish select OK/Confirm/Allow for any pop-up request.

*Now you can start using your desired functions of the smart band.

Important: To enable all notifications of different softwares such as WhatsApp, Facebook, Skype, Twitter, you may need to turn on the notifications on the APP manually. On the **WOFIT** homepage, select the Settings icon (middle icon situated at the bottom of the interface) → then select notifications, → and

turn on all the APP notifications you want to active.

On your phone you must allow the pop up window of **WOFIT** to access your location. This is important for reconnection between the wearable and the phone.

PRODUCT FEATURES

BLUETOOTH (V 5.0)

IPS SCREEN. IPS color screen 0.96"

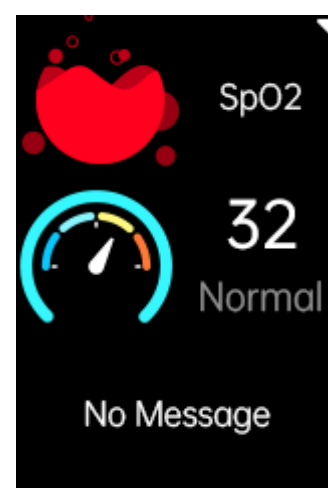
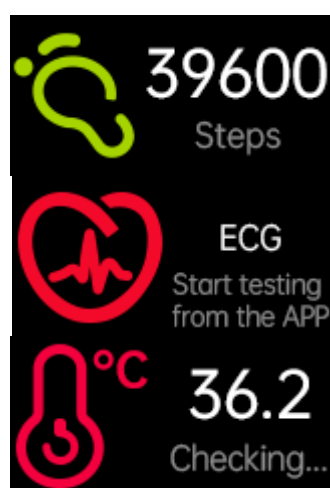
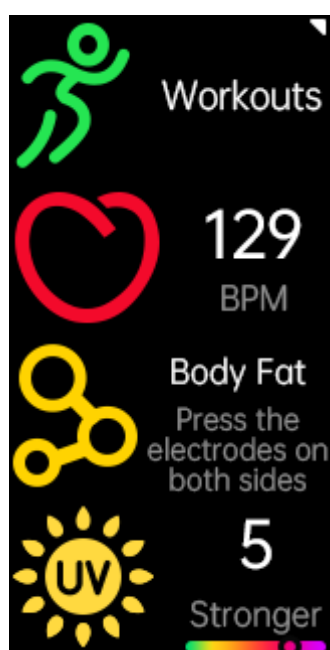
BUILT IN VIBRATING MOTOR

BUILD IN HEART RATE SENSOR

BUIL IN UV SENSOR

BUILD IN GRAVITY SENSOR

GESTURE CONTROL TO LIGHT UP THE DISPLAY SCREEN (Quick View)



DISPLAY SCREEN INTERFACE

- 1) Time/Date/Battery
- 2) Workouts - Exercise
- 3) Steps (Pedometer)
- 4) Sleep monitor
- 5) SpO2 - Long press ENTER to start testing

- 6) Hear Rate
- 7) ECG - Electrocardiogramme Start test from the APP **WOFIT**
- 8) Blood Pressure
- 9) Stress
- 10) Body Fat - put your two fingers on the side electrodes
- 11) Body Temperature
- 12) More - Long press ENTER button to enter to Stopwatch - Find phone - Native info - Power Off - Reset
- 13) Messages
- 14) UV rate

Data can be sync from the wearable to the smart phone on the **WOFIT** APK/APP. Your smart phone will synchronized when the Bluetooth is paired with this device.

FUNCTIONS

PHONE CALL NOTIFICATION - vibrating reminder for incoming phone calls

MESSAGE NOTIFICATION - vibrating reminder for incoming messages, including SMS, WhatsApp, Facebook, Twitter, Skype messages, etc.

CLOCK SCREENS (Different home digital clocks) –More Clocks can be downloaded at the **WOFIT** APK/APP. In the app go to the device menu, select “Watch Face styles”

SLEEP MONITOR - built in.

ALARM CLOCK - 8 alarm clocks supported on the **WOFIT** APK/APP

HEART RATE FEATURE - built in

ECG FEATURE - built in

OXYGEN FEATURE - built in

BLOOD PRESSURE FEATURE - built in

STRESS FEATURE - built in

BODY TEMPERATURE FEATURE - built in

BODY FAT FEATURE - built in

UV SENSOR FEATURE - built in

STOPWATCH- built in

SEDENTARY REMINDER(REMIND TO MOVE) - supported on the **WOFIT** APK/APP

FIND THE DEVICE (Looking for the SMART BAND) - supported on the **WOFIT** APK/APP. Find it at the device menu

GESTURE CONTROL (Quick View) (Raise your hand to light up the screen. Before using this function, you need to make the adjustment on the smart phone APP)

TRAINING: different sport mode to track your activity.

GPS MAP TRACE (view it on the BT APP/APK **WOFIT**). On the home page of the **WOFIT**, scroll down and select Outdoor running, tap Start, select the Map icon (this icon is on the right bottom of the screen), to view the map. On the home page of the Da Fit, scroll down and select Outdoor running, tap the history record icon (this icon is situated on the right top of the screen) to view the GPS trace history.

GOAL TRACKING- supported on the **WOFIT** APK/APP

****** THIS IS NOT A MEDICAL INSTRUMENT, SO THE VALUES ARE APPROXIMATE**

CLEANING:

In order to avoid any damage on the plating or printing of your wearable please do not use any chemical product for cleaning such as alcohol 96°. We recommend you to use a slightly wet cloth.

TECHNICAL SPECIFICATIONS:

Display screen: 0.96" IPS

Screen resolution: 160x80 pixels.

Internal Memory: 64mb ROM

System: Nucleus

CPU: RTL8762D

Charge I/O port : USB magnetic charging cable

Battery: Built in Li-Polymer 260 mAh

Stand by time: 20-30 DAYS

Working time: 10-15 DAYS

G-Sensor: STK8321

Health Sensor: 9202 + Double VP60

BF/ECG Sensor: VC8808

UV Sensor: UV10A

Bluetooth: v5.0

Water-resist Rating: IP68 (This device is not waterproof; do not drown it into water)

Weight: 36 g

Declaration of Conformity

Hereby we,

Name of manufacturer: SANTOSHI SL
Address: CALLE FELIPE ASENJO N.56
Zip code & City: 28947 - FUENLABRADA (MADRID)
Country: SPAIN

declare that this DoC is issued under our sole responsibility and that this product:

Product description: Smart Band
Type designation(s): WS-2381
Trademark: SAMI WEARABLE

is in conformity with the relevant Union harmonization legislation:

DIRECTIVE EMC 2014/30/EU
DIRECTIVE LVD 2014/35/EU

Standard CE (RED): DIRECTIVE 2014/53/EU
Standard RoHS: 2011/65/EU: (RoHS) Restriction of Hazardous Substance.

with reference to the following standards applied:

EN 60950-1: 2006+A11:2009+A1:2010+A12:2011+A2:2013
EN 62479:2010
EN 301 489-1 V2.1.1 (2017-02)
EN 301 489-17 V3.1.1 (2017-02)
EN 300 328 V2.1.1 (2016-11)



Signature

Full name: VISHAL MIRPURI

Position: ADMINISTRATOR

Date: 22/05/2023